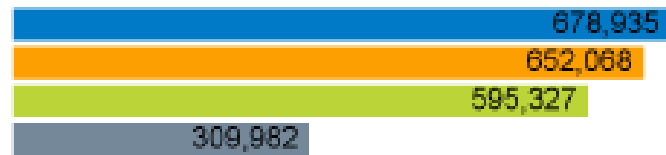


FOOTFALL






















Week 3, 13 January – 19 January 2025

Footfall Counts by week



■ This Week ■ Previous Year
■ Previous Week ■ 2 Years Ago

Weather

	Mon	Tue	Wed	Thu	Fri	Sat	Sun
This week	 7°	 10°	 10°	 10°	 9°	 6°	 4°
Previous week	 13°	 13°	 6°	 4°	 4°	 4°	 4°
Previous year	 6°	 5°	 5°	 3°	 6°	 6°	 13°

FOOTFALL

Week 3, 13 January – 19 January 2025

Footfall Counts by day

