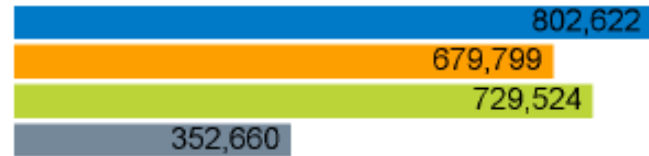


FOOTFALL






















Week 8, 17 Feb – 23 Feb 2025

Footfall Counts by week



■ This Week ■ Previous Year
■ Previous Week ■ 2 Years Ago

Weather

	Mon	Tue	Wed	Thu	Fri	Sat	Sun
This week							
	6°	8°	9°	13°	16°	16°	11°
Previous week							
	7°	5°	6°	6°	6°	7°	7°
Previous year							
	15°	14°	12°	12°	12°	10°	9°

FOOTFALL

Week 8, 17 Feb – 23 Feb 2025

Footfall Counts by day

